

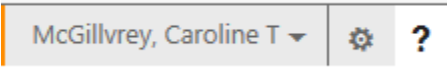
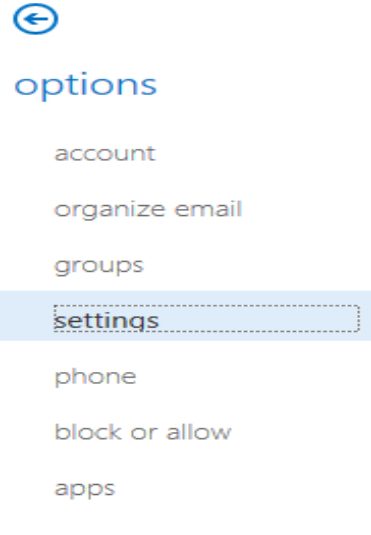



THE NEW K12 WEBMAIL!

You will need to send an email to someone before their name will auto-populate. You will also need to recreate a signature and any other viewing preferences.

	<p>You can migrate to the new K12 Webmail App in the Members site or I will do it for you. Be patient....you may need to re-start the application.</p>
	<ul style="list-style-type: none"> ← = Reply <<-- = Reply all → = Forward X = Delete ▶ = Flag
<p style="text-align: center;">CONVERSATIONS BY DATE ▼</p>	<p>Sort by conversations or</p>
	<p>Options gear icon lets you set a variety of options, such as automatic replies, theme, display settings, etc.</p>
	<p>Under Options → Settings is where you can create a new signature among other settings.</p>
	<p>Move to Calendar, Contacts (People), or tasks. Log out by click "Your Name" → Sign out.</p>